

# COLOR METHOD

THE KEY TO ORGANIZATION

Organization is the goal,  
Color is the method,  
**Zirc** is your solution.

# COLOR METHOD

THE KEY TO ORGANIZATION

Zirc has the tools you need to manage your materials and easily store, access, and clean your instruments. Staff, and patients alike, will appreciate a streamlined, stress-free day, from set-up to sterilization. Our exclusive Color Method will help you get organized, increase efficiency and eliminate leaving chairside to search for materials.

The task of organizing your dental office may seem daunting and overwhelming, but Zirc is here to help your transition go smoothly. Implementing the Color Method today, will prove to save you time and money tomorrow.



## Take the steps and achieve...

**EFFICIENCY** – With all your materials easily accessible and organized, you'll save time and energy.

**PRODUCTIVITY** – Less time searching for instruments/materials, allows more time for patients and procedures.

**SIMPLICITY** – Once the Color Method is implemented, procedure identification is simple.

**PROTECTION** – Our products help prevent damage to instruments and potential injuries.

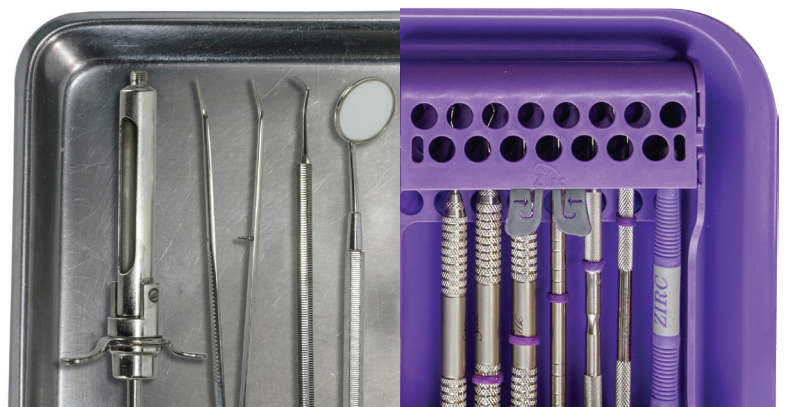
**COMPLIANCE** – Meet OSHA and CDC guidelines for safe transportation of instruments and materials.

**PERSPECTIVE** – Your patient will appreciate the sleek, organized, and sanitary appearance at chairside.

**VALUE** – We offer a high quality, durable, resin product at an affordable price.

## Sterile doesn't have to mean stainless!

Our color-code products offer long-lasting protection with an antimicrobial agent incorporated during the manufacturing process that resists the growth of bacteria and mold. Unlike a coating, the antimicrobial protection won't wear away or fade.



# GET COLORFUL STEP 1

## Assign each procedure a color

Color is the foundation of the Zirc Color Method, it is what will transform your office into being organized, efficient and stress free! Your instruments, instrument holders, bur holders, and dental materials will all be identified by the same color for each procedure.


### CLASSIC



### VIBRANT



### JEWEL



## STEP 2

# INSTRUMENT MANAGEMENT


Select the products you need for each procedure by determining the number of instruments and burs used.

*(choose enough instrument set-ups so they last you through half of one day)*

Match the color of the E-Z ID Rings and/or Tape used on instruments to identify the procedure

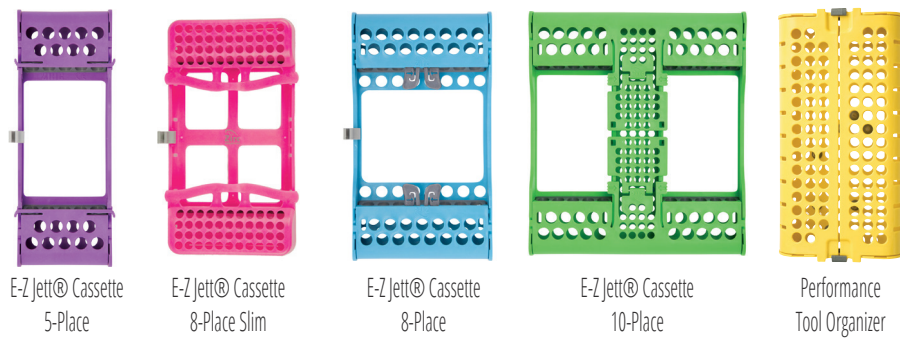
*(the rings can be placed in a diagonal pattern to show the order of use)*

Zirc's instrument and bur/endo holders are the best way to manage your instruments; they will stay in the cassettes through sterilization, storage, and at chairside, providing protection and efficiency.




*TIP: Use a second ID Ring or Tape color to identify instruments of each practitioner.*

### INSTRUMENT HOLDERS



### BUR & ENDO HOLDERS



Once you have the instruments in their respective cassettes...

Place cassettes in sterilization pouches

Store on their corresponding colored tray

Use the Safe-Lok® Tray Cover to prevent cross-contamination and stay compliant with OSHA and CDC regulations





# MATERIAL MANAGEMENT

## STEP 3

Organize procedure specific materials in one tub that matches the procedure color

Tubs provide storage for procedure specific materials that can be transported between centralized storage and the treatment room. This creates accessibility to materials without crowding treatment rooms with materials that may not be used for each procedure.

*TIP: Restock all tubs simultaneously at least once a week to ensure efficiency.*



### COMPLETE TUB

*TIP: Purchase Zirc's Complete Tub to get a quick start, or select from the variety of other tub accessories to customize your own!*



## STEP 4

## CENTRAL STERILIZATION

**Store your procedure set-ups on shelving or in cabinets**  
*(all trays/tubs of the same procedure should be stored grouped together)*

A centrally located Sterilization Center is the ideal place to store your procedure set-ups (Trays and Tubs) and excess procedure specific materials. It allows for easy access, optimal organization, and efficient restocking of materials.



*Zircs Multi-Mod Racks can be used on counters or in cabinets to store your procedure set-ups.*



STERILIZATION

UNUSED INSTRUMENT SET-UP



TUB



# TREATMENT ROOM

## STEP 5



*TIP: Use Zirc's compact Handi Hopper which can conveniently mount to any counter or cabinet, providing you with a receptacle at arm's reach during procedures!*

| Store non-procedure specific disposables (gloves, cotton products, HVE tips, etc.) in treatment room cabinetry

| Return the procedure set-ups to the central sterilization

| With all procedure specific materials in the central sterilization, the treatment room remains uncluttered, providing a clean, stress-free environment for the employees and patients.

| Now that you have fully implemented the Color Method, your practices' workflow will become a systematic routine between the sterilization and treatment room, creating maximum efficiency!

TREATMENT ROOM



*TIP: Keep single bagged instruments and most used products within reach so they are accessible during the procedure.*

USED INSTRUMENT SET-UP





## ZIRCS ORGANIZATIONAL BOX OF EFFICIENCY

ZOBE is a complementary resource that assists you in implementing the Color Method. It contains over 30 of our top-selling organizational products that will help you determine which ones are needed for specific procedures within your practice.

After a short consultation with our Zirc efficiency expert, we will send you the ZOBE. You'll be able to have a hands-on experience with the products, while figuring out what products work best for your practice. Once you are ready to proceed, we will help customize your order! Then, use the prepaid return label to send us the ZOBE back.

*Note: The products contained in the ZOBE are for exploration of products only, they are not intended for clinical/procedure use. Only available in the US.*

what's in the box?!



**ORDER TODAY!**  
visit [www.zirc.com/zobe](http://www.zirc.com/zobe)  
or call 800.328.3899



Because Time Is Everything  
[www.zirc.com](http://www.zirc.com) | 800.328.3899